

VIAC Global 40

The strategy VIAC Global 40 implements a broadly diversified investment approach on a global scale. The equity share is 40%, further 10% is invested in real estate and 3% in gold. The remaining 47% of assets are held in the interest-bearing cash account (free of charge). Passive and cost-effective implementation is carried out with Credit Suisse index funds.

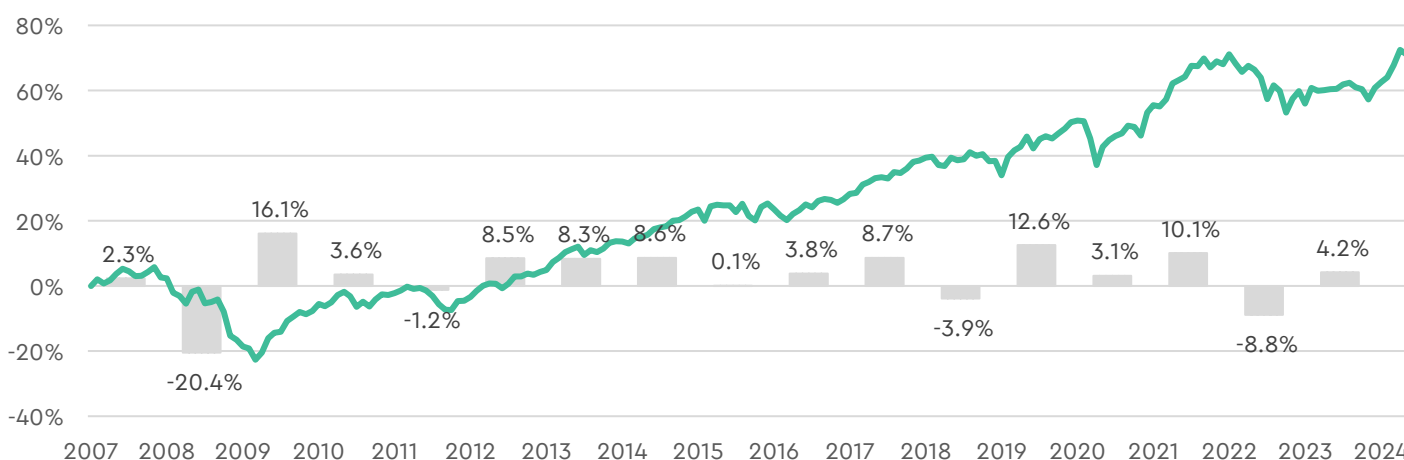
Strategy details

Investment style	passive
Index funds	Credit Suisse
Nominal assets	Cash

Contact

E-mail	info@viac.ch
Telephone	0800 80 40 40
Web	www.viac.ch

Performance (indexed, in CHF, after costs)



From November 2017, this performance is based on effective product prices less strategy costs. Comparable price data is used for historical values up to October 2017.

Return in CHF

Current year	5.3%
3 years, annualized	1.6%
5 years, annualized	3.2%
10 years, annualized	4.0%







Risk & Volatility

Risk category	3 of 7
3 years, annualized	6.3%
10 years, annualized	6.0%
Largest annual loss	-20.4%

Key Facts

Total costs	0.28%
Interest (free of charge)	0.65%
Number of investments	3'522
Trading	weekly

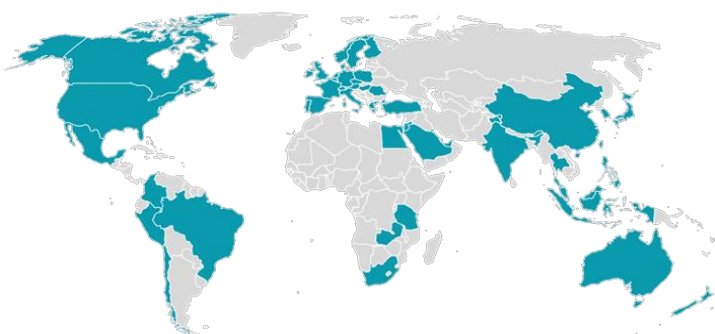
Asset classes

Liquidity CHF		47%
Bonds		0%
Equity		40%
Real estate		10%
Commodities		3%
Altern. investments		0%

Largest equity positions

Switzerland		Other	
Nestle	1.9%	Apple	1.01%
Novartis	1.8%	Microsoft	0.84%
Roche	1.7%	Amazon	0.44%
UBS	0.7%	Nvidia	0.41%
Zürich	0.6%	Alphabet A	0.30%

Regional allocation



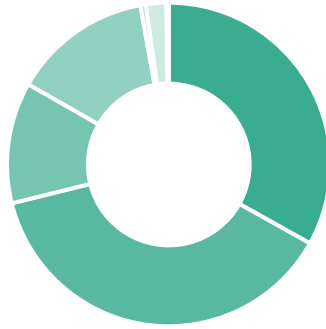
Allocation of pension assets

Regions		Currencies	
Switzerland	68.2%	CHF	65.2%
North America	18.1%	USD	20.4%
Europe	5.8%	EUR	3.0%
Asia	6.6%	JPY	2.5%
Latin America	0.3%	GBP	1.5%
Oceania	1.0%	HKD	1.3%
Africa	0.1%	Other	6.0%

Allocation equity investments

Regions

Switzerland: 33.1%
North America: 38.0%
Europe: 12.1%
Asia: 13.9%
Latin America: 0.5%
Oceania: 2.0%
Africa: 0.2%



Sectors

Industrials: 10.5%
Health Care: 18.8%
Financials: 16.3%
Energy: 3.8%
IT: 15.8%
Materials: 5.9%
Real Estate: 2.0%
Telecom: 5.4%
Utilities: 1.8%
Consumer Staples: 10.1%
Consumer Discretionary: 9.7%



Securities

Asset class	Index	Name	ISIN	Allocation
Liquidity (Interest 0.65%)				47.00%
Equity	SMI	CSIF SMI	CH0033782431	10.56%
Equity	SPI Extra	CSIF SPI Extra	CH0110869143	2.64%
Equity	MSCI Europe ex CH	CSIF Europe ex CH	CH0037606552	4.73%
Equity	MSCI USA	CSIF US - Pension Fund	CH0030849712	14.08%
Equity	MSCI Canada	CSIF Canada	CH0030849613	0.86%
Equity	MSCI Pacific ex Japan	CSIF Pacific ex Japan	CH0030849654	1.14%
Equity	MSCI Japan	CSIF Japan - Pension Fund	CH0357515474	1.99%
Equity	MSCI Emerging Markets	CSIF Emerging Markets	CH0017844686	4.00%
Real Estate	SXI Real Estate	CSIF CH Real Estate	CH0036599816	5.00%
Real Estate	FTSE EPRA/NAREIT Dev. ex CH	CSIF Real Estate World ex CH - PF	CH0217837456	5.00%
Commodities	London Gold Fixing PM	CSIF Gold	CH0209106761	3.00%

Risk categories

Investments in securities are always associated with risks. In the long-term average over 15 years, the following fluctuation ranges are given in % per year. The risk categories are defined as follows:

Risk category	Fluctuation range in % p. a.			In 95% of cases the return on investment per year is...			
1	0.0%	to	2.5%	between:	-5.0%	and	+5.0%
2	2.5%	to	5.0%	between:	-10.0%	and	+10.0%
3	5.0%	to	7.5%	between:	-15.0%	and	+15.0%
4	7.5%	to	10.0%	between:	-20.0%	and	+20.0%
5	10.0%	to	12.5%	between:	-25.0%	and	+25.0%
6	12.5%	to	15.0%	between:	-30.0%	and	+30.0%
7	15.0%	or more		larger fluctuations also possible			

Conditions:

Past performances do not guarantee future price developments. The factsheet contains general information and does not reflect the individual portfolio. The performance is calculated on the basis of month-end prices. Furthermore, the performance is based on a one-time investment at the beginning. Realized future returns can deviate significantly from estimated values. The investment plan covers prespecified markets. Those markets are replicated with securities (Exchange Traded Funds or index funds). The foundation invests the pension assets according to the beneficiary's instruction - the beneficiary bears the risks associated with the chosen investment plan. Pension assets are maintained by the Terzo pension foundation in an individual cash account and securities account. Securities can be held in fractions within the account. The liquidity lies in an individual vested benefits cash account. Cash and security account are not separable. The indicated securities can be replaced in the context of the investment plan for objective reasons. The liquidity can be increased at any time due to regulatory reasons. Moreover, the liquidity will be increased if it is expected that the sum of all securities held according to the beneficiaries' investment plans could exceed the investment guidelines (BVV2) and the investment regulations of the foundation. In this case the share of securities associated with the corresponding investment plan will be reduced until the investment guidelines (BVV2) and the investment regulations of the foundation are met at any time. Trading takes place on a weekly basis. The interest is calculated following the actual/actual methodology and implemented on a monthly basis. The investment plan can be adjusted by the foundation board.