

VIAC Global 60

The strategy VIAC Global 60 implements a broadly diversified investment approach on a global scale. The equity share is 60%, further 25% is invested in Swiss corporate bonds, 10% in real estate and 4% in gold. Passive and cost-effective implementation is carried out with Swisscanto index funds.

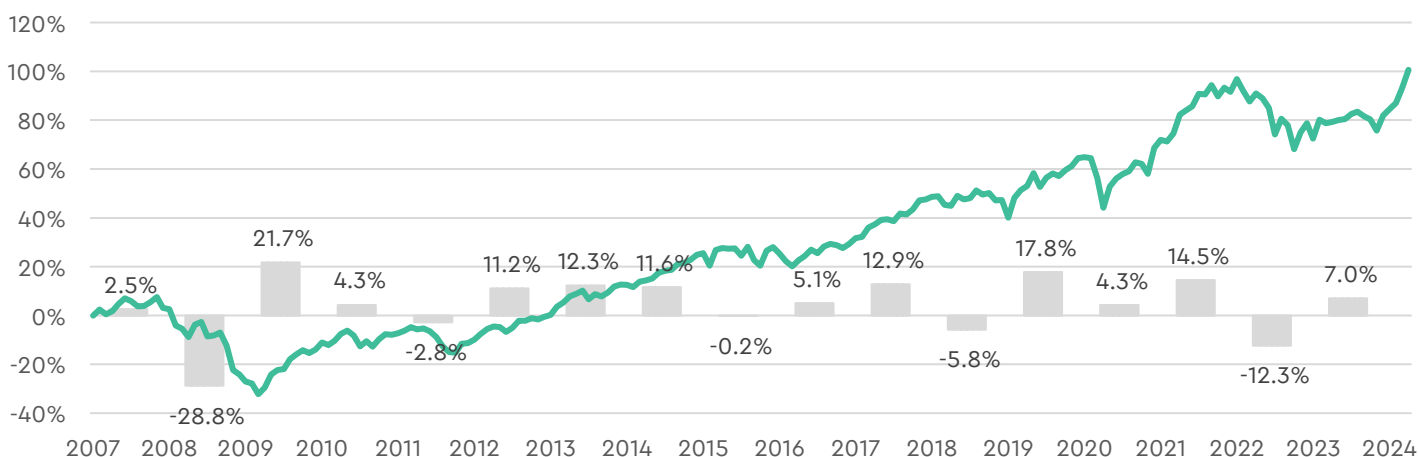
Strategy details

Investment style	passive
Index funds	Swisscanto
Nominal assets	Bonds

Contact

E-mail	info@viac.ch
Telephone	0800 80 40 40
Web	www.viac.ch

Performance (indexed, in CHF, after costs)



From November 2017, this performance is based on effective product prices less strategy costs wherever possible. Comparable price data is used for historical values up to October 2017. In addition, bonds (previously interest-bearing cash) are used as of April 2023 due to the increase in interest rates.

Return in CHF

Current year	8.7%
3 years, annualized	3.2%
5 years, annualized	5.6%
10 years, annualized	5.8%

Risk & Volatility

Risk category	4 of 7
3 years, annualized	9.0%
10 years, annualized	8.6%
Largest annual loss	-28.8%

Key Facts

Total costs	0.40%
Interest (free of charge)	1.15%
Number of investments	4'050
Trading	weekly

Asset classes

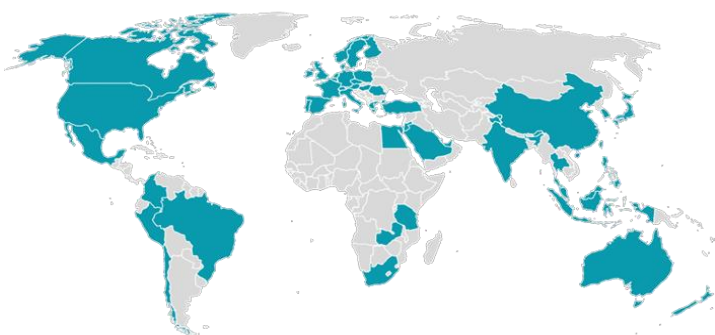
Liquidity CHF	1%
Bonds*	25%
Equity	60%
Real estate	10%
Commodities	4%
Altern. investments	0%

*As of April 2023, bonds are used due to the increase in interest rates.

Largest equity positions

Switzerland		Other	
Nestle	3.7%	Apple	1.53%
Novartis	2.5%	Microsoft	1.26%
Roche	2.4%	Amazon	0.66%
UBS	1.0%	Nvidia	0.61%
Richemont	0.9%	Alphabet A	0.44%

Regional allocation



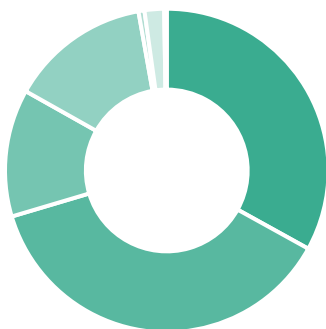
Allocation of pension assets

Regions		Currencies	
Switzerland	41.3%	CHF	50.8%
North America	29.4%	USD	28.4%
Europe	16.0%	EUR	4.7%
Asia	10.0%	JPY	3.4%
Latin America	0.7%	GBP	2.3%
Oceania	2.4%	HKD	1.9%
Africa	0.2%	Other	8.5%

Allocation equity investments

Regions

Switzerland: 33.0%
North America: 37.4%
Europe: 12.7%
Asia: 14.0%
Latin America: 0.6%
Oceania: 2.0%
Africa: 0.3%



Sectors

Industrials: 10.7%
Health Care: 17.9%
Financials: 15.7%
Energy: 3.7%
IT: 15.8%
Materials: 5.9%
Real Estate: 2.0%
Telecom: 5.4%
Utilities: 1.8%
Consumer Staples: 11.4%
Consumer Discretionary: 9.7%



Securities

Asset class	Index	Name	ISIN	Allocation
Liquidity (Interest 1.15%)				1.00%
Bonds	SBI Corporate	Swisscanto CH Corp. Responsible	CH1117196035	25.00%
Equity	SPI 20	Swisscanto SMI (SPI 20)	CH0215804714	15.84%
Equity	SPI Extra	Swisscanto SPI Extra	CH0132501898	3.96%
Equity	MSCI Europe ex CH	Swisscanto Europe ex CH	CH0117044658	7.10%
Equity	MSCI USA	Swisscanto US - IPF	CH0117044732	21.12%
Equity	MSCI Canada	Swisscanto Canada	CH0117044864	1.29%
Equity	MSCI Pacific ex Japan	Swisscanto Pacific ex Japan	CH0117044831	1.70%
Equity	MSCI Japan	Swisscanto Japan - IPF	CH0489405321	2.99%
Equity	MSCI Emerging Markets	Swisscanto Emerging Markets	CH0117044971	6.00%
Real Estate	SXI Real Estate	Swisscanto CH Real Estate	CH0117052545	5.00%
Real Estate	FTSE EPRA/Nareit Dev. Eur. ex CH	Swisscanto Europe ex CH RE	CH0117052586	1.00%
Real Estate	FTSE EPRA/Nareit North America	Swisscanto North America RE - IPF	CH0215804730	3.00%
Real Estate	FTSE EPRA/Nareit Developed Asia	Swisscanto Asia Real Estate	CH0117052669	1.00%
Commodities	London Gold Fixing PM	Swisscanto Gold	CH0568725631	4.00%

Risk categories

Investments in securities are always associated with risks. In the long-term average over 15 years, the following fluctuation ranges are given in % per year. The risk categories are defined as follows:

Risk category	Fluctuation range in % p. a.	In 95% of cases the return on investment per year is...
1	0.0% to 2.5%	between: -5.0% and +5.0%
2	2.5% to 5.0%	between: -10.0% and +10.0%
3	5.0% to 7.5%	between: -15.0% and +15.0%
4	7.5% to 10.0%	between: -20.0% and +20.0%
5	10.0% to 12.5%	between: -25.0% and +25.0%
6	12.5% to 15.0%	between: -30.0% and +30.0%
7	15.0% or more	larger fluctuations also possible

Conditions:

Past performances do not guarantee future price developments. The factsheet contains general information and does not reflect the individual portfolio. The performance is calculated on the basis of month-end prices. Furthermore, the performance is based on a one-time investment at the beginning. Realized future returns can deviate significantly from estimated values. The investment plan covers prespecified markets. Those markets are replicated with securities (Exchange Traded Funds or index funds). The foundation invests the pension assets according to the beneficiary's instruction - the beneficiary bears the risks associated with the chosen investment plan. Pension assets are maintained by the pension foundation in an individual cash account and securities account. Securities can be held in fractions within the account. The liquidity lies in an individual third pillar cash account. Cash and security account are not separable. The indicated securities can be replaced in the context of the investment plan for objective reasons. The liquidity can be increased at any time due to regulatory reasons. Moreover, the liquidity will be increased if it is expected that the sum of all securities held according to the beneficiaries' investment plans could exceed the investment guidelines (BVV2) and the investment regulations of the foundation. In this case the share of securities associated with the corresponding investment plan will be reduced until the investment guidelines (BVV2) and the investment regulations of the foundation are met at any time. Trading takes place on a weekly basis. The interest is calculated following the actual/actual methodology and implemented on a monthly basis. The investment plan can be adjusted by the foundation board.