

VIAC Global Sustainable 20

The strategy VIAC Global Sustainable 20 implements a broadly diversified investment approach on a global scale that omits investments in gold as well as companies with significant involvement in controversial activities. Selection of securities in the funds is based on accepted sustainability criteria. The equity share is 20%, further 69% is invested in sustainable Swiss corporate bonds and 10% in real estate. Passive and cost-effective implementation is carried out with Swisscanto index funds. Learn more about the sustainable investment approach:

<https://viac.ch/en/article/selection-process-sustainable-strategies/>

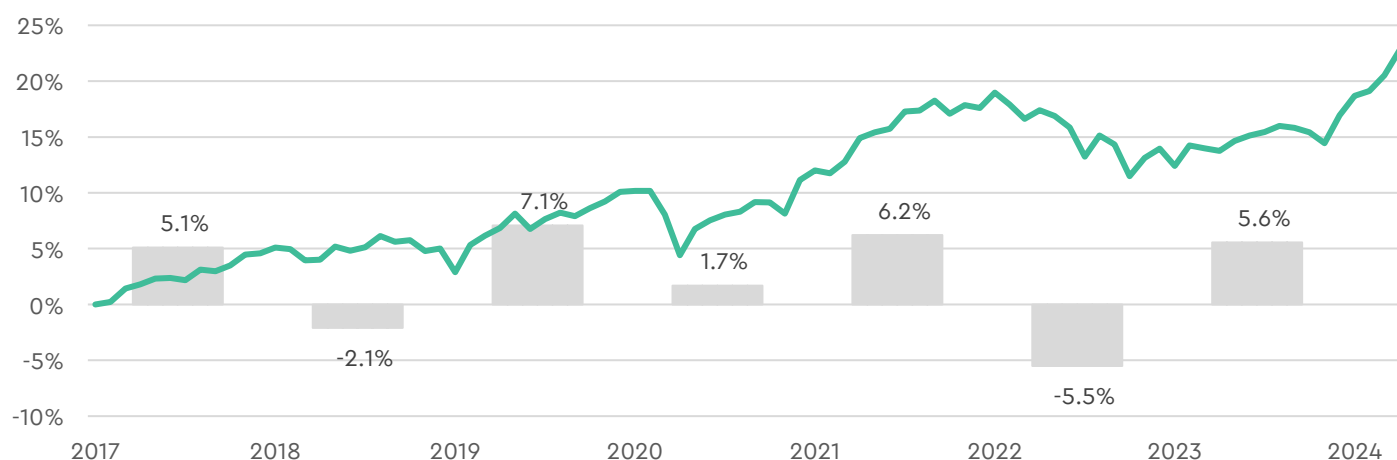
Strategy details

| | |
|------------------|------------|
| Investment style | passive |
| Index funds | Swisscanto |
| Nominal assets | Bonds |

Contact

| | |
|-----------|---------------|
| E-mail | info@viac.ch |
| Telephone | 0800 80 40 40 |
| Web | www.viac.ch |

Performance (indexed, in CHF, after costs)



From November 2017, this performance is based on effective product prices less strategy costs wherever possible. Comparable price data is used for historical values up to October 2017. In addition, bonds (previously interest-bearing cash) are used as of April 2023 due to the increase in interest rates.

Return in CHF

| | |
|----------------------|------|
| Current year | 3.4% |
| 3 years, annualized | 2.2% |
| 5 years, annualized | 2.8% |
| 10 years, annualized | n.a. |

Risk & Volatility

| | |
|----------------------|--------|
| Risk category | 2 of 7 |
| 3 years, annualized | 3.8% |
| 10 years, annualized | n.a. |
| Largest annual loss | -5.5% |

Key Facts

| | |
|---------------------------|--------|
| Total costs | 0.40% |
| Interest (free of charge) | 1.15% |
| Number of investments | 2'923 |
| Trading | weekly |

Asset classes

| | |
|---------------------|-----|
| Liquidity CHF | 1% |
| Bonds* | 69% |
| Equity | 20% |
| Real estate | 10% |
| Commodities | 0% |
| Altern. investments | 0% |

Largest equity positions

| | |
|-------------|------|
| Switzerland | |
| Nestle | 1.2% |
| Novartis | 0.8% |
| Roche | 0.8% |
| UBS | 0.3% |
| Richemont | 0.3% |

Other

| | |
|------------|------|
| Apple | 0.6% |
| Microsoft | 0.5% |
| Amazon | 0.3% |
| Nvidia | 0.2% |
| Alphabet A | 0.2% |

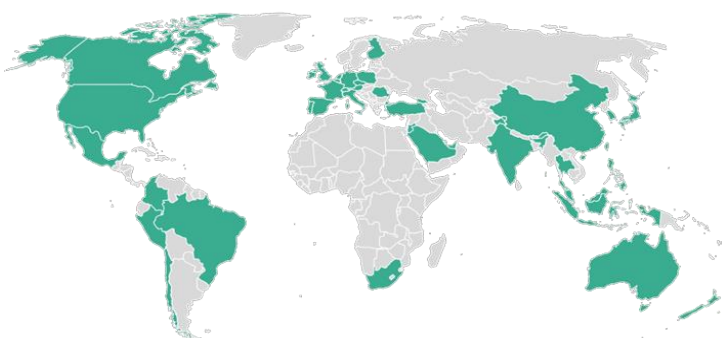
Sustainability

Largest exclusions

| |
|--------------------------|
| Berkshire Hathaway |
| Broadcom Inc. |
| Cisco |
| Salesforce.com |
| Thermo Fisher Scientific |

*As of April 2023, bonds are used due to the increase in interest rates.

Regional allocation



Allocation of pension assets

Regions

| | |
|---------------|-------|
| Switzerland | 44.3% |
| North America | 23.1% |
| Europe | 23.4% |
| Asia | 4.8% |
| Latin America | 0.9% |
| Oceania | 3.4% |
| Africa | 0.1% |

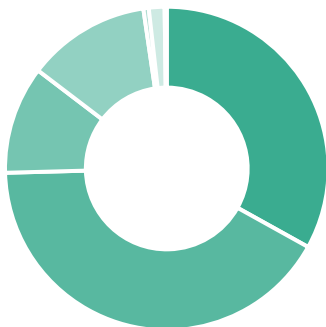
Currencies

| | |
|-------|-------|
| CHF | 81.6% |
| USD | 11.1% |
| EUR | 1.5% |
| JPY | 1.2% |
| GBP | 0.8% |
| HKD | 0.7% |
| Other | 3.0% |

Allocation equity investments

Regions

| |
|----------------------|
| Switzerland: 33.1% |
| North America: 41.5% |
| Europe: 10.8% |
| Asia: 12.3% |
| Latin America: 0.5% |
| Oceania: 1.6% |
| Africa: 0.2% |



Sectors

| |
|------------------------------|
| Industrials: 10.3% |
| Health Care: 18.4% |
| Financials: 15.2% |
| Energy: 3.6% |
| IT: 16.9% |
| Materials: 5.1% |
| Real Estate: 2.0% |
| Telecom: 5.6% |
| Utilities: 1.7% |
| Consumer Staples: 11.5% |
| Consumer Discretionary: 9.6% |



Securities

| Asset class | Index | Name | ISIN | Allocation |
|----------------------------|----------------------------------|-----------------------------------|--------------|------------|
| Liquidity (Interest 1.15%) | | | | 1.00% |
| Bonds | SBI Corporate | Swisscanto CH Corp. Responsible | CH1117196035 | 69.00% |
| Equity | SPI | Swisscanto SPI Responsible | CH0451461963 | 6.60% |
| Equity | MSCI World ex CH | Swisscanto World ex CH Resp. | CH0215804755 | 11.40% |
| Equity | MSCI Emerging Markets | Swisscanto Em. Markets Resp. | CH0561458693 | 2.00% |
| Real Estate | SXI Real Estate | Swisscanto CH Real Estate | CH0117052545 | 5.00% |
| Real Estate | FTSE EPRA/Nareit Dev. Eur. ex CH | Swisscanto Europe ex CH RE | CH0117052586 | 1.00% |
| Real Estate | FTSE EPRA/Nareit North America | Swisscanto North America RE - IPF | CH0215804730 | 3.00% |
| Real Estate | FTSE EPRA/Nareit Developed Asia | Swisscanto Asia Real Estate | CH0117052669 | 1.00% |

Risk categories

Investments in securities are always associated with risks. In the long-term average over 15 years, the following fluctuation ranges are given in % per year. The risk categories are defined as follows:

| Risk category | Fluctuation range in % p. a. | In 95% of cases the return on investment per year is... |
|---------------|------------------------------|---------------------------------------------------------|
| 1 | 0.0% to 2.5% | between: -5.0% and +5.0% |
| 2 | 2.5% to 5.0% | between: -10.0% and +10.0% |
| 3 | 5.0% to 7.5% | between: -15.0% and +15.0% |
| 4 | 7.5% to 10.0% | between: -20.0% and +20.0% |
| 5 | 10.0% to 12.5% | between: -25.0% and +25.0% |
| 6 | 12.5% to 15.0% | between: -30.0% and +30.0% |
| 7 | 15.0% or more | larger fluctuations also possible |

Conditions:

Past performances do not guarantee future price developments. The factsheet contains general information and does not reflect the individual portfolio. The performance is calculated on the basis of month-end prices. Furthermore, the performance is based on a one-time investment at the beginning. Realized future returns can deviate significantly from estimated values. The investment plan covers prespecified markets. Those markets are replicated with securities (Exchange Traded Funds or index funds). The foundation invests the pension assets according to the beneficiary's instruction - the beneficiary bears the risks associated with the chosen investment plan. Pension assets are maintained by the pension foundation in an individual cash account and securities account. Securities can be held in fractions within the account. The liquidity lies in an individual third pillar cash account. Cash and security account are not separable. The indicated securities can be replaced in the context of the investment plan for objective reasons. The liquidity can be increased at any time due to regulatory reasons. Moreover, the liquidity will be increased if it is expected that the sum of all securities held according to the beneficiaries' investment plans could exceed the investment guidelines (BVV2) and the investment regulations of the foundation. In this case the share of securities associated with the corresponding investment plan will be reduced until the investment guidelines (BVV2) and the investment regulations of the foundation are met at any time. Trading takes place on a weekly basis. The interest is calculated following the actual/actual methodology and implemented on a monthly basis. The investment plan can be adjusted by the foundation board.