

## VIAC Global Sustainable 20

The strategy VIAC Global Sustainable 20 implements a broadly diversified investment approach on a global scale that omits investments in gold as well as companies with significant involvement in controversial activities. Selection of securities in the funds is based on accepted sustainability criteria. The equity share is 20%, further 69% is invested in sustainable Swiss corporate bonds and 10% in real estate. Passive and cost-effective implementation is carried out with Swisscanto index funds. Learn more about the sustainable investment approach:

<https://viac.ch/en/article/selection-process-sustainable-strategies/>

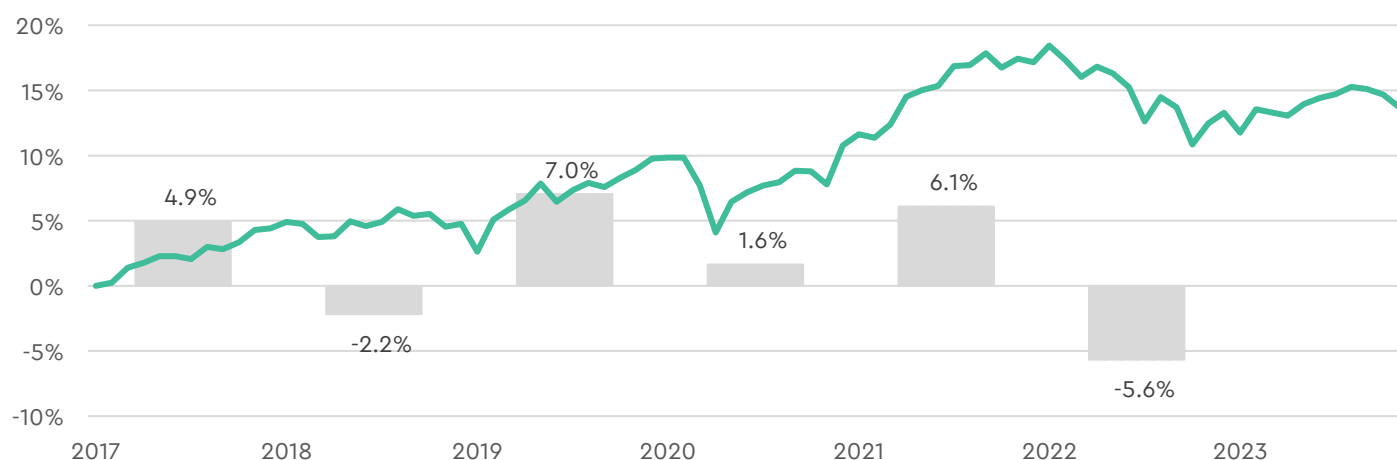
### Strategy details

Investment style	passive
Index funds	Swisscanto
Nominal assets	Bonds

### Contact

E-mail	info@viac.ch
Telephone	0800 80 40 40
Web	www.viac.ch

### Performance (indexed, in CHF, after costs)



Until and including October 2017, this performance is based on index data less strategy and product costs. From November 2017 onwards, effective product prices minus strategy costs are used wherever possible to ensure comparability. In addition, bonds (previously interest-bearing cash) are used as of April 2023 due to the increase in interest rates.

### Return in CHF

Current year	1.8%
3 years, annualized	1.8%
5 years, annualized	1.7%
10 years, annualized	n.a.

### Risk & Volatility

Risk category	2 of 7
3 years, annualized	3.9%
10 years, annualized	n.a.
Largest annual loss	-5.6%

### Key Facts

Total costs	0.40%
Interest (free of charge)	0.65%
Number of investments	5'353
Trading	

### Asset classes

Liquidity CHF	1%
Bonds*	69%
Equity	20%
Real estate	10%
Commodities	0%
Altern. investments	0%

### Largest equity positions

Switzerland	
Nestle	1.2%
Novartis	0.8%
Roche	0.8%
UBS	0.3%
Richemont	0.3%

### Other

Apple	0.6%
Microsoft	0.5%
Amazon	0.3%
Nivida	0.2%
Alphabet A	0.2%

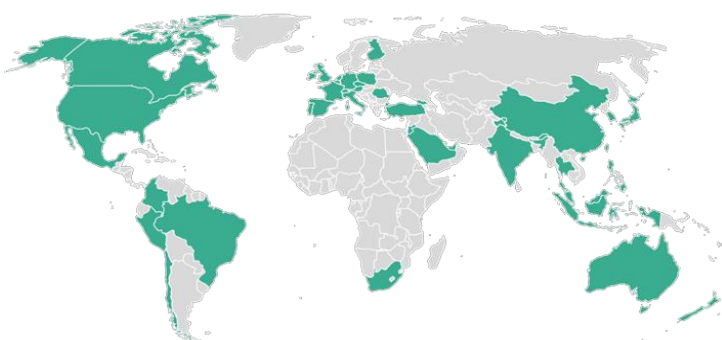
### Sustainability

#### Largest exclusions

Berkshire Hathaway
Broadcom Inc.
Cisco
Salesforce.com
Thermo Fisher Scientific

\*As of April 2023, bonds are used due to the increase in interest rates.

### Regional allocation



### Allocation of pension assets

#### Regions

Switzerland	44.3%
North America	23.1%
Europe	23.4%
Asia	4.8%
Latin America	0.9%
Oceania	3.4%
Africa	0.1%

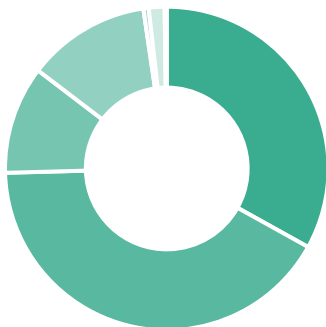
#### Currencies

CHF	81.6%
USD	11.1%
EUR	1.5%
JPY	1.2%
GBP	0.8%
HKD	0.7%
Other	3.0%

## Allocation equity investments

### Regions

- Switzerland: 33.1%
- North America: 41.5%
- Europe: 10.8%
- Asia: 12.3%
- Latin America: 0.5%
- Oceania: 1.6%
- Africa: 0.2%



### Sectors

- Industrials: 10.3%
- Health Care: 18.4%
- Financials: 15.2%
- Energy: 3.6%
- IT: 16.9%
- Materials: 5.1%
- Real Estate: 2.0%
- Telecom: 5.6%
- Utilities: 1.7%
- Consumer Staples: 11.5%
- Consumer Discretionary: 9.6%



## Securities

Asset class	Index	Name	ISIN	Allocation
Liquidity (Interest 0.65%)				1.00%
Bonds	SBI Corporate	Swisscanto CH Corp. Responsible	CH1117196035	69.00%
Equity	SPI	Swisscanto SPI Responsible	CH0451461963	6.60%
Equity	MSCI World ex CH	Swisscanto World ex CH Responsible	CH0215804755	11.40%
Equity	MSCI Emerging Markets	Swisscanto Em. Markets Responsible	CH0561458693	2.00%
Real Estate	SXI Real Estate	Swisscanto CH Real Estate	CH0117052545	5.00%
Real Estate	FTSE EPRA/Nareit Dev. Europe ex CH	Swisscanto Europe ex CH Real Estate	CH0117052586	1.00%
Real Estate	FTSE EPRA/Nareit North America	Swisscanto North America Real Estate	CH0215804730	3.00%
Real Estate	FTSE EPRA/Nareit Developed Asia	Swisscanto Asia Real Estate	CH0117052669	1.00%

## Risk categories

Investments in securities are always associated with risks. In the long-term average over 15 years, the following fluctuation ranges are given in % per year. The risk categories are defined as follows:

Risk category	Fluctuation range in % p. a.			In 95% of cases the return on investment per year is...		
1	0.0%	to	2.5%	between:	-5.0%	and +5.0%
2	<b>2.5%</b>	<b>to</b>	<b>5.0%</b>	<b>between:</b>	<b>-10.0%</b>	<b>and +10.0%</b>
3	5.0%	to	7.5%	between:	-15.0%	and +15.0%
4	7.5%	to	10.0%	between:	-20.0%	and +20.0%
5	10.0%	to	12.5%	between:	-25.0%	and +25.0%
6	12.5%	to	15.0%	between:	-30.0%	and +30.0%
7	15.0%	or more		larger fluctuations also possible		

### Conditions:

Past performances do not guarantee future price developments. The factsheet contains general information and does not reflect the individual portfolio. The performance is calculated on the basis of month-end prices. Furthermore, the performance is based on a one-time investment at the beginning. Realized future returns can deviate significantly from estimated values. The investment plan covers prespecified markets. Those markets are replicated with securities (Exchange Traded Funds or index funds). The foundation invests the pension assets according to the beneficiary's instruction - the beneficiary bears the risks associated with the chosen investment plan. Pension assets are maintained by the Terzo pension foundation in an individual cash account and securities account. Securities can be held in fractions within the account. The liquidity lies in an individual vested benefits cash account. Cash and security account are not separable. The indicated securities can be replaced in the context of the investment plan for objective reasons. The liquidity can be increased at any time due to regulatory reasons. Moreover, the liquidity will be increased if it is expected that the sum of all securities held according to the beneficiaries' investment plans could exceed the investment guidelines (BVV2) and the investment regulations of the foundation. In this case the share of securities associated with the corresponding investment plan will be reduced until the investment guidelines (BVV2) and the investment regulations of the foundation are met at any time. Trading takes place on a weekly basis. The interest is calculated following the actual/actual methodology and implemented on a monthly basis. The investment plan can be adjusted by the foundation board.