

## VIAC Global Sustainable 20

The strategy VIAC Global Sustainable 20 implements a broadly diversified investment approach on a global scale that omits investments in gold as well as companies with significant involvement in controversial activities. Selection of securities in the funds is based on accepted sustainability criteria. The equity share is 20%, further 10% is invested in real estate. The remaining 70% of assets are held in the interest-bearing cash account (free of charge). Passive and cost-effective implementation is carried out primarily with UBS index funds. Learn more about the sustainable investment approach: <https://viac.ch/en/article/selection-process-sustainable-strategies/>

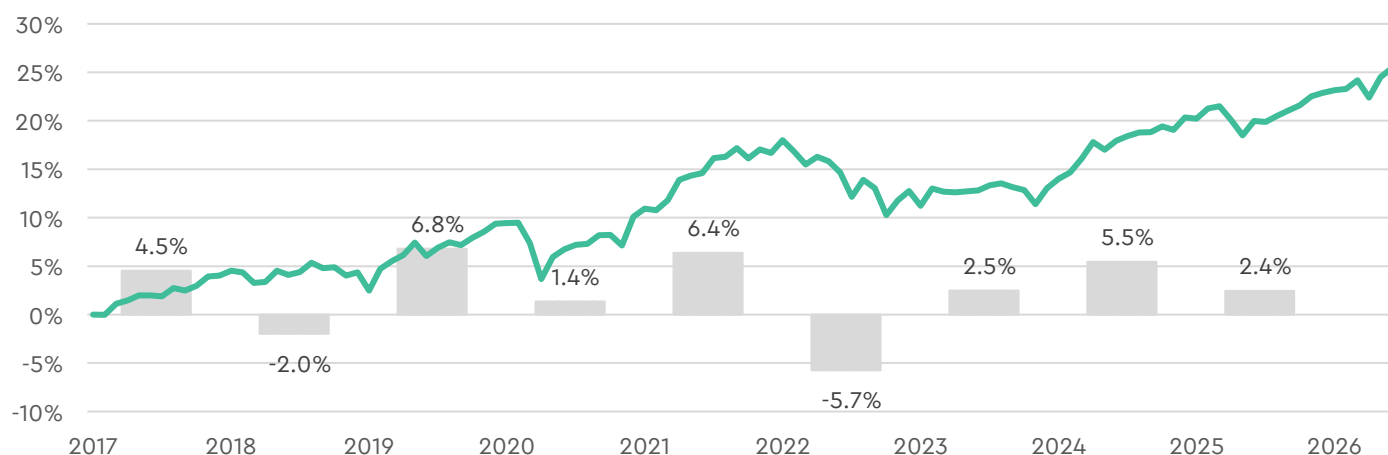
### Strategy details

Investment style	passive
Index funds	UBS
Nominal assets	Cash

### Contact

E-mail	info@viac.ch
Telephone	0800 80 40 40
Web	www.viac.ch

### Performance (indexed, in CHF, after costs)



From November 2017, this performance is based on effective product prices less strategy costs. Comparable price data is used for historical values up to October 2017.

### Return in CHF

Current year	1.9%
3 years, annualized	3.6%
5 years, annualized	1.8%
10 years, annualized	n.a.

### Risk & Volatility

Risk category	2 of 7
3 years, annualized	2.7%
10 years, annualized	n.a.
Largest annual loss	-5.7%

### Key Facts

Total costs	0.16%
Interest (free of charge)	0.05%
Number of investments	1'627
Trading	weekly

### Asset classes

Liquidity CHF	70%
Bonds	0%
Equity	20%
Real estate	10%
Commodities	0%
Altern. Investments	0%

### Largest equity positions

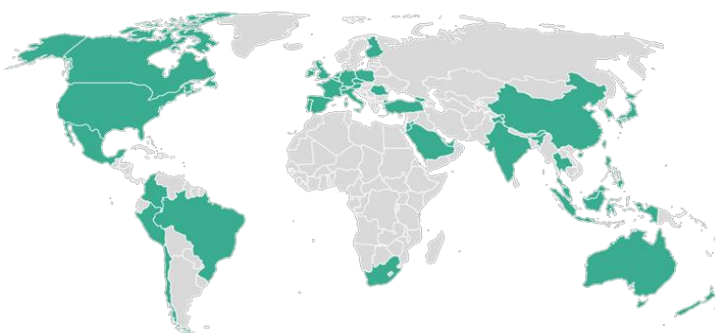
Switzerland		Other	
Roche	0.9%	Nvidia	1.2%
Novartis	0.8%	Microsoft	0.9%
Nestle	0.8%	Alphabet A	0.5%
Richemont	0.4%	Alphabet C	0.4%
UBS	0.4%	Taiwan Semicondu	0.4%

### Sustainability

#### Largest exclusions

Apple
Amazon
Broadcom Inc.
Meta
JP Morgan

### Regional allocation



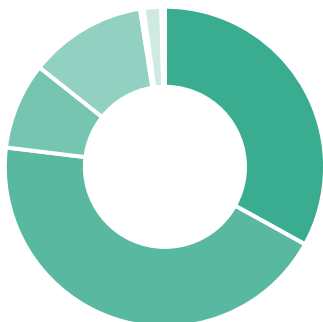
### Allocation of pension assets

Regions		Currencies	
Switzerland	81.6%	CHF	81.6%
North America	12.1%	USD	11.8%
Europe	2.4%	EUR	1.2%
Asia	3.3%	JPY	1.1%
Latin America	0.1%	HKD	0.8%
Oceania	0.5%	GBP	0.6%
Africa	0.1%	Other	2.9%

## Allocation equity investments

### Regions

- Switzerland: 33.0%
- North America: 43.9%
- Europe: 8.7%
- Asia: 11.8%
- Latin America: 0.4%
- Oceania: 1.8%
- Africa: 0.4%



### Sectors

- Industrials: 9.9%
- Health Care: 17.9%
- Financials: 15.7%
- Energy: 1.8%
- IT: 21.9%
- Materials: 4.6%
- Real Estate: 1.8%
- Telecom: 8.2%
- Utilities: 1.3%
- Consumer Staples: 8.0%
- Consumer Discretionary: 9.1%



## Securities

Asset class	Index	Name	ISIN	Allocation
Liquidity (Interest 0.05%)				70.00%
Equity	SPI ESG	UBS SPI ESG	CH0597394516	6.60%
Equity	MSCI World ex CH Selection	UBS World ex CH Selection - PF	CH1390275357	11.40%
Equity	MSCI Emerging Markets Selection	UBS Emerging Markets Selection	LU1587907855	2.00%
Real Estate	SXI Real Estate	UBS Real Estate CH	CH0036599816	5.00%
Real Estate	FTSE EPRA/NAREIT Dev. ex CH	UBS Real Estate World ex CH - PF	CH1390275365	5.00%

## Risk categories

Investments in securities are always associated with risks. In the long-term average over 15 years, the following fluctuation ranges are given in % per year. The risk categories are defined as follows:

Risk category	Fluctuation range in % p. a.			In 95% of cases the return on investment per year is...		
1	0.0%	to	2.5%	between:	-5.0%	and +5.0%
2	2.5%	to	5.0%	between:	-10.0%	and +10.0%
3	5.0%	to	7.5%	between:	-15.0%	and +15.0%
4	7.5%	to	10.0%	between:	-20.0%	and +20.0%
5	10.0%	to	12.5%	between:	-25.0%	and +25.0%
6	12.5%	to	15.0%	between:	-30.0%	and +30.0%
7	15.0%	or more		larger fluctuations also possible		

### Conditions:

Past performances do not guarantee future price developments. The factsheet contains general information and does not reflect the individual portfolio. The performance is calculated on the basis of month-end prices. Furthermore, the performance is based on a one-time investment at the beginning. Realized future returns can deviate significantly from estimated values. The investment plan covers prespecified markets. Those markets are replicated with securities (Exchange Traded Funds or index funds). The foundation invests the pension assets according to the beneficiary's instruction - the beneficiary bears the risks associated with the chosen investment plan. Pension assets are maintained by the Terzo pension foundation in an individual cash account and securities account. Securities can be held in fractions within the account. The liquidity lies in an individual vested benefits cash account. Cash and security account are not separable. The indicated securities can be replaced in the context of the investment plan for objective reasons. The liquidity can be increased at any time due to regulatory reasons. Moreover, the liquidity will be increased if it is expected that the sum of all securities held according to the beneficiaries' investment plans could exceed the investment guidelines (BVV2) and the investment regulations of the foundation. In this case the share of securities associated with the corresponding investment plan will be reduced until the investment guidelines (BVV2) and the investment regulations of the foundation are met at any time. Trading takes place on a weekly basis. The interest is calculated following the actual/actual methodology and implemented on a monthly basis. The investment plan can be adjusted by the foundation board.