

VIAC Global Sustainable 60

The strategy VIAC Global Sustainable 60 implements a broadly diversified investment approach on a global scale that omits investments in gold as well as companies with significant involvement in controversial activities. Selection of securities in the funds is based on accepted sustainability criteria. The equity share is 60%, further 29% is invested in sustainable Swiss corporate bonds and 10% in real estate. Passive and cost-effective implementation is carried out with index funds from UBS (equities and real estate) and Swisscanto (bonds). Learn more about the sustainable investment approach:

<https://viac.ch/en/article/selection-process-sustainable-strategies/>

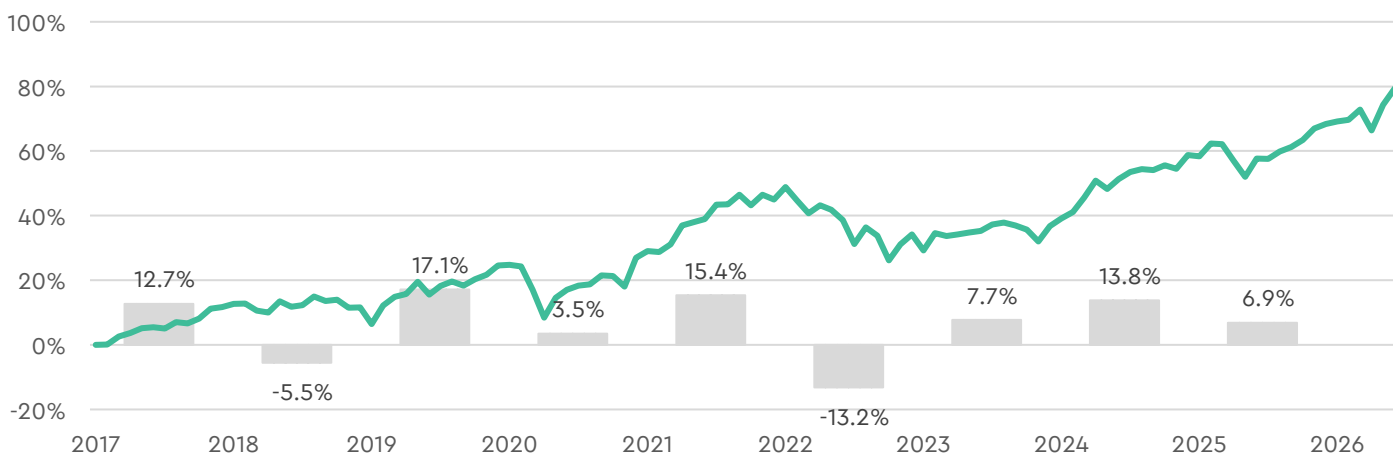
Strategy details

Investment style	passive
Index funds	UBS
Nominal assets	Bonds

Contact

E-mail	info@viac.ch
Telephone	0800 80 40 40
Web	www.viac.ch

Performance (indexed, in CHF, after costs)



From November 2017, this performance is based on effective product prices less strategy costs. Comparable price data is used for historical values up to October 2017. In addition, bonds (previously interest-bearing cash) are used as of April 2023 due to the increase in interest rates.

Return in CHF

Current year	6.0%
3 years, annualized	9.9%
5 years, annualized	5.2%
10 years, annualized	n.a.

Risk & Volatility

Risk category	4 of 7
3 years, annualized	7.1%
10 years, annualized	n.a.
Largest annual loss	-13.2%

Key Facts

Total costs	0.42%
Interest (free of charge)	0.20%
Number of investments	2'013
Trading	weekly

Asset classes

Liquidity CHF	1%
Bonds*	29%
Equity	60%
Real estate	10%
Commodities	0%
Altern. investments	0%

Largest equity positions

Switzerland	Other
Roche 2.7%	Nvidia 3.6%
Novartis 2.5%	Microsoft 2.8%
Nestle 2.5%	Alphabet A 1.5%
Richemont 1.1%	Alphabet C 1.3%
UBS 1.1%	Tesla 1.0%

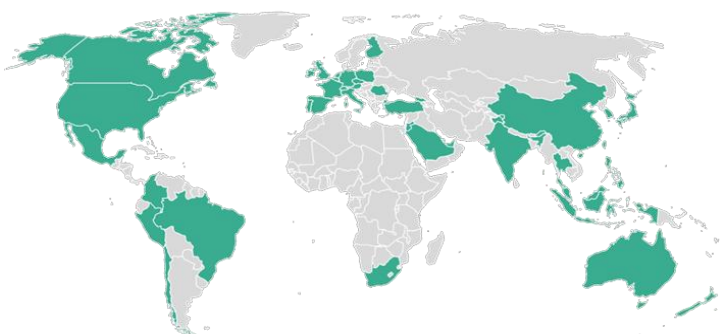
Sustainability

Largest exclusions

Apple
Amazon
Broadcom Inc.
Meta
JP Morgan

*As of April 2023, bonds are used due to the increase in interest rates.

Regional allocation



Allocation of pension assets

Regions

Switzerland	39.1%
North America	34.5%
Europe	14.6%
Asia	8.5%
Latin America	0.7%
Oceania	2.0%
Africa	0.6%

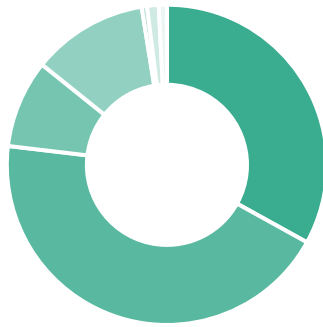
Currencies

CHF	54.8%
USD	29.1%
EUR	3.1%
JPY	2.4%
HKD	1.4%
GBP	1.4%
Other	7.8%

Allocation equity investments

Regions

- Switzerland: 33.0%
- North America: 43.8%
- Europe: 8.9%
- Asia: 11.7%
- Latin America: 0.5%
- Oceania: 1.2%
- Africa: 0.8%



Sectors

- Industrials: 9.7%
- Health Care: 18.0%
- Financials: 16.2%
- Energy: 1.3%
- IT: 22.5%
- Materials: 4.6%
- Real Estate: 1.8%
- Telecom: 7.7%
- Utilities: 1.1%
- Consumer Staples: 8.1%
- Consumer Discretionary: 8.9%



Securities

Asset class	Index	Name	ISIN	Allocation
Liquidity CHF (Interest 0.20%)				1.00%
Bonds	SBI Corporate	Swisscanto Bond CH Corp. Resp.	CH1117196035	29.00%
Equity	SPI ESG	UBS SPI ESG	CH0597394516	19.80%
Equity	MSCI World ex CH Selection	UBS World ex CH Selection - PF	CH1390275357	34.20%
Equity	MSCI Emerging Markets SRI	UBS ETF MSCI Em. Markets SRI	LU1048313891	6.00%
Real Estate	SXI Real Estate	UBS Real Estate CH	CH0036599816	5.00%
Real Estate	FTSE EPRA/NAREIT Dev. ex CH	UBS Real Estate World ex CH - PF	CH1390275365	5.00%

Risk categories

Investments in securities are always associated with risks. In the long-term average over 15 years, the following fluctuation ranges are given in % per year. The risk categories are defined as follows:

Risk category	Fluctuation range in % p. a.			In 95% of cases the return on investment per year is...		
1	0.0%	to	2.5%	between:	-5.0%	and +5.0%
2	2.5%	to	5.0%	between:	-10.0%	and +10.0%
3	5.0%	to	7.5%	between:	-15.0%	and +15.0%
4	7.5%	to	10.0%	between:	-20.0%	and +20.0%
5	10.0%	to	12.5%	between:	-25.0%	and +25.0%
6	12.5%	to	15.0%	between:	-30.0%	and +30.0%
7	15.0%	or more		larger fluctuations also possible		

Conditions:

Past performances do not guarantee future price developments. The factsheet contains general information and does not reflect the individual portfolio. The performance is calculated on the basis of month-end prices. Furthermore, the performance is based on a one-time investment at the beginning. Realized future returns can deviate significantly from estimated values. The investment plan covers prespecified markets. Those markets are replicated with securities (Exchange Traded Funds or index funds). The foundation invests the pension assets according to the beneficiary's instruction - the beneficiary bears the risks associated with the chosen investment plan. Pension assets are maintained by the pension foundation in an individual cash account and securities account. Securities can be held in fractions within the account. The liquidity lies in an individual third pillar cash account. Cash and security account are not separable. The indicated securities can be replaced in the context of the investment plan for objective reasons. The liquidity can be increased at any time due to regulatory reasons. Moreover, the liquidity will be increased if it is expected that the sum of all securities held according to the beneficiaries' investment plans could exceed the investment guidelines (BVV2) and the investment regulations of the foundation. In this case the share of securities associated with the corresponding investment plan will be reduced until the investment guidelines (BVV2) and the investment regulations of the foundation are met at any time. Trading takes place on a weekly basis. The interest is calculated following the actual/actual methodology and implemented on a monthly basis. The investment plan can be adjusted by the foundation board.