

Description

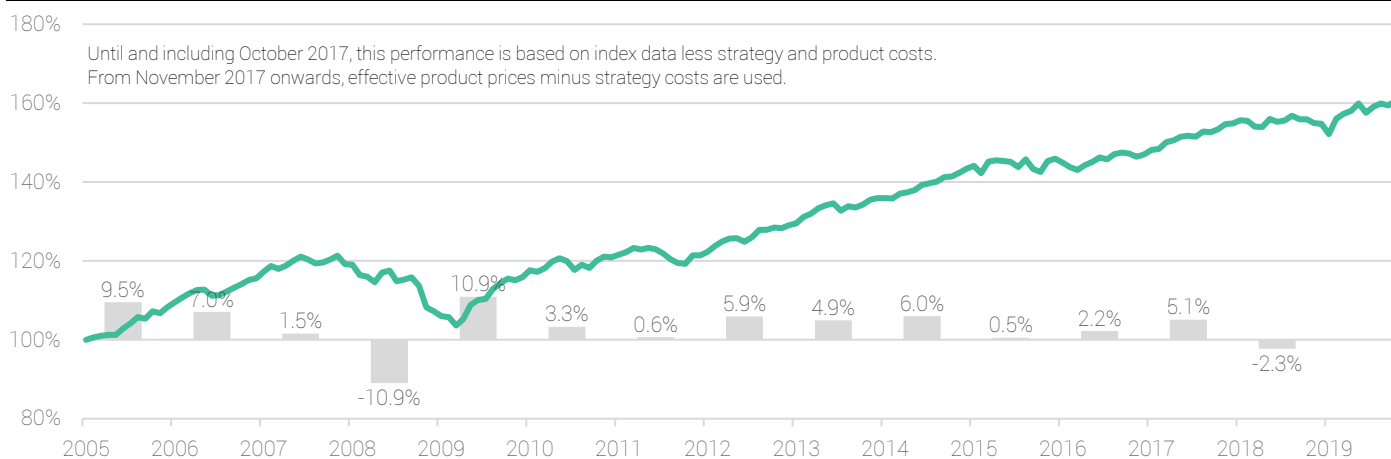
The strategy VIAC Global 20 implements a broadly diversified investment approach on a global scale. The equity share is 20%. The implementation is carried out with passive and cost-effective index solutions (ETF and index funds). From a cost and risk perspective we omit bond investments in the current low interest environment; the bond quota is replaced with interest bearing cash (free of charge).

Contact

Terzo Vorsorgestiftung of
WIR Bank

E-mail info@viac.ch
Telephone 0800 80 40 40
Web www.viac.ch
Academy www.viac.academy

Performance (indexed, in CHF, after costs)



Return (in CHF, historical)

current year	5.5%
3 years, annualized	2.9%
5 years, annualized	2.6%
10 years, annualized	3.3%

Risk & Volatility

Risk category	2 of 7
3 years, annualized	2.8%
10 years, annualized	2.8%
Largest annual loss	-10.9%

Key Facts

Total costs	0.18%
Interest (free of charge)	0.20%
Number of investments	3'218
Rebalancing	monthly

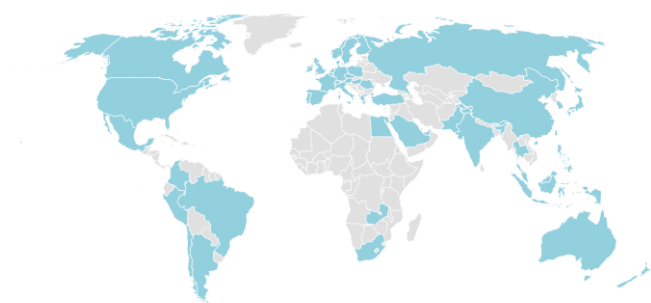
Asset classes

Liquidity CHF	68%
Bonds	0%
Equity	20%
Real estate	10%
Commodities	2%
Alternative investments	0%

Largest positions

Switzerland		Other	
Roche	1.0%	Microsoft	0.3%
Nestle	0.9%	Apple	0.3%
Novartis	0.9%	Amazon	0.2%
		Facebook	0.1%
Gold	2.0%	Berkshire Hathaway	0.1%

Regional allocation



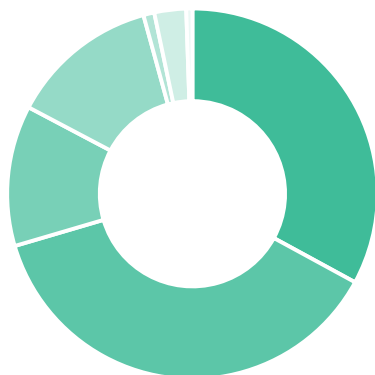
Allocation of pension assets

Regions		Currencies	
Switzerland	81.6%	CHF	79.6%
North America	9.5%	USD	11.3%
Europe	4.5%	EUR	2.6%
Asia	3.6%	JPY	1.4%
Latin America	0.2%	GBP	1.3%
Oceania	0.6%	HKD	0.9%
Africa	0.1%	Other	2.9%

Allocation equity investments

Regions

- Switzerland: 32.9%
- North America: 37.5%
- Europe: 12.3%
- Asia: 13.0%
- Latin America: 1.0%
- Oceania: 2.8%
- Africa: 0.5%



Sectors

- Industrials: 10.5%
- Health Care: 19.3%
- Financials: 17.8%
- Energy: 3.9%
- IT: 11.5%
- Materials: 5.4%
- Real Estate: 2.8%
- Telecom: 6.5%
- Utilities: 2.5%
- Consumer Staples: 10.9%
- Consumer Discretionary: 8.9%



Securities

Asset class	Index	Name	ISIN	Allocation
Equity	SMI	CSIF SMI	CH0033782431	5.28%
Equity	SPI Extra	CSIF SPI Extra	CH0110869143	1.32%
Equity	MSCI Europe ex CH	CSIF Europe ex CH	CH0037606552	2.37%
Equity	S&P500	iShares Core S&P500	IE00B5BMR087	7.04%
Equity	MSCI Canada	CSIF Canada	CH0030849613	0.43%
Equity	MSCI Pacific ex Japan	CSIF Pacific ex Japan	CH0030849654	0.57%
Equity	MSCI Japan	CSIF Japan	CH0030849647	1.00%
Equity	MSCI Emerging Markets	CSIF Emerging Markets	CH0017844686	2.00%
Real Estate	SXI Real Estate	CSIF CH Real Estate	CH0036599816	5.00%
Real Estate	FTSE EPRA/NAREIT US	iShares US Property Yield	IE00B1FZSF77	2.00%
Real Estate	FTSE EPRA/NAREIT Europe ex CH	CSIF Europe ex CH Real Estate	CH0032044684	2.00%
Real Estate	FTSE EPRA/NAREIT Asia	CSIF Asia Real Estate	CH0032044791	1.00%
Commodities	London Gold Fixing PM	CSIF Gold	CH0209106761	2.00%
Liquidity (Interest 0.2%)				68.00%

Risk categories

Investments in securities are always associated with risks. In the long-term average over 15 years, the following fluctuation ranges are given in % per year. The risk categories are defined as follows:

Risk category	Fluctuation range in % p. a.	In 95% of cases the return on investment per year is...
1	0.0% to 2.5%	between: -5.0% and +5.0%
2	2.5% to 5.0%	between: -10.0% and +10.0%
3	5.0% to 7.5%	between: -15.0% and +15.0%
4	7.5% to 10.0%	between: -20.0% and +20.0%
5	10.0% to 12.5%	between: -25.0% and +25.0%
6	12.5% to 15.0%	between: -30.0% and +30.0%
7	15.0% or more	larger fluctuations also possible

Conditions: Past performances do not guarantee future price developments. The factsheet contains general information and does not reflect the individual portfolio. The performance is calculated on the basis of month-end prices. Furthermore, the performance is based on a one-time investment at the beginning. Realized future returns can deviate significantly from estimated values. The investment plan covers prespecified markets. Those markets are replicated with securities (Exchange Traded Funds or index funds). The foundation invests the pension assets according to the beneficiary's instruction - the beneficiary bears the risks associated with the chosen investment plan. Pension assets are maintained by the Terzo pension foundation in an individual cash account and securities account. Securities can be held in fractions within the account. The liquidity lies in an individual third pillar cash account. Cash and security account are not separable. The indicated securities can be replaced in the context of the investment plan for objective reasons. The liquidity can be increased at any time due to regulatory reasons. Moreover, the liquidity will be increased if it is expected that the sum of all securities held according to the beneficiaries' investment plans could exceed the investment guidelines (BVV2) and the investment regulations of the foundation. In this case the share of securities associated with the corresponding investment plan will be reduced until the investment guidelines (BVV2) and the investment regulations of the foundation are met at any time. The Rebalancing takes place on a monthly basis. The interest is calculated following the actual/actual methodology and implemented on a monthly basis. The investment plan can be adjusted by the foundation board.