

VIAC Global sustainable 80

The strategy VIAC Global sustainable 80 implements a broadly diversified investment approach on a global scale that omits investments in gold as well as companies in the fields of alcohol, gambling, tobacco, nuclear power and weapons. Stock selection in the funds is based on ESG sustainability criteria. The equity share is 80%.

Implementation is carried out with passive and cost-effective index investments (ETF and index funds). Learn more about the sustainable investment approach:

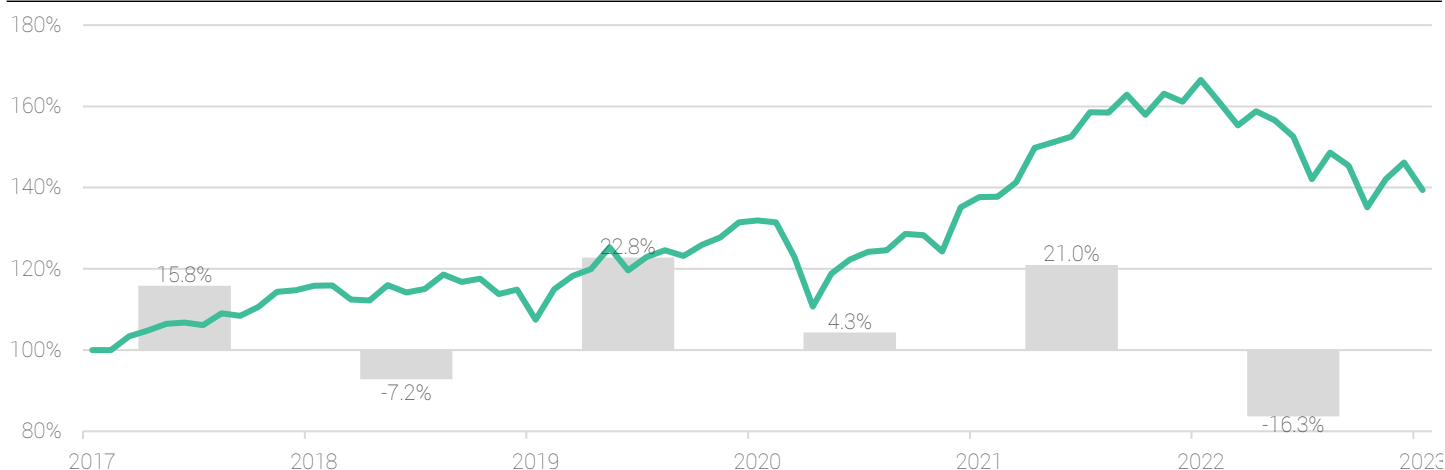
<https://viac.ch/en/faq-all/how-does-the-selection-process-work-for-sustainable-strategies/>

Contact

Vested Benefits Foundation of WIR Bank

E-mail info@viac.ch
 Telephone 0800 80 40 40
 Web www.viac.ch
 Academy www.viac.academy

Performance (indexed, in CHF, after costs)



Until and including April 2020, this performance is based on index data less strategy and product costs. From May 2020 onwards, effective product prices minus strategy costs are used.

Return (in CHF, historical)

current year	-16.3%
3 years, annualized	1.9%
5 years, annualized	3.8%
10 years, annualized	n.a.

Risk & Volatility

Risk category	5 of 7
3 years, annualized	14.6%
10 years, annualized	n.a.
Largest annual loss	-16.3%

Key Facts

Total costs	0.47%
Interest (free of charge)	0.05%
Number of investments	1'698
Trading	weekly

Asset classes

Liquidity CHF	10%
Bonds	0%
Equity	80%
Real estate	10%
Commodities	0%
Alternative investor	0%

Largest positions

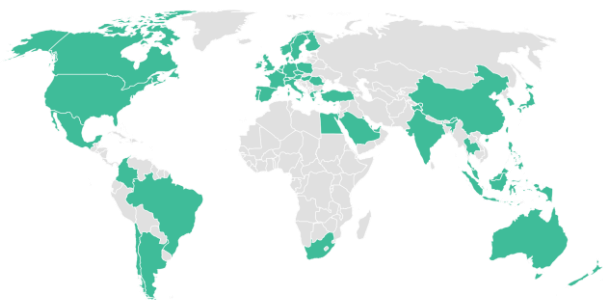
Switzerland		Other	
Nestle	5.9%	Microsoft	3.5%
Roche	4.2%	Alphabet A	1.2%
Novartis	3.6%	Alphabet C	1.2%
Zürich	1.2%	Tesla	1.1%
Richemont	1.0%	Johnson & Johnson	0.9%

Sustainability

Largest exclusions

Apple
Amazon
Unitedhealth
Exxon Mobil
Facebook

Regional allocation



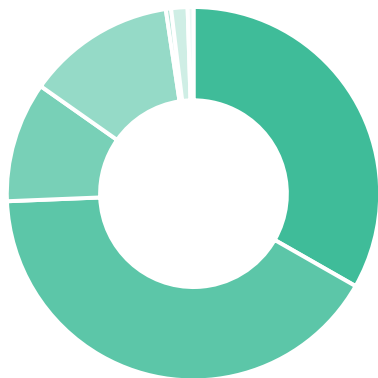
Allocation of pension assets

Regions		Currencies	
Switzerland	41.6%	CHF	41.5%
North America	35.9%	USD	35.3%
Europe	9.1%	EUR	4.3%
Asia	11.2%	JPY	3.4%
Latin America	0.4%	HKD	3.1%
Oceania	1.2%	GBP	2.4%
Africa	0.4%	Other	10.0%

Allocation equity investments

Regions

- Switzerland: 33.2%
- North America: 41.1%
- Europe: 10.4%
- Asia: 12.9%
- Latin America: 0.5%
- Oceania: 1.4%
- Africa: 0.5%



Sectors

- Industrials: 9.2%
- Health Care: 19.9%
- Financials: 15.4%
- Energy: 2.4%
- IT: 14.8%
- Materials: 5.6%
- Real Estate: 2.3%
- Telecom: 6.5%
- Utilities: 1.3%
- Consumer Staples: 13.3%
- Consumer Discretionary: 9.3%



Securities

Asset class	Index	Name	ISIN	Allocation
Liquidity (Interest 0.05%)				10.00%
Equity	SPI ESG	CSIF SPI ESG	CH0597394516	26.40%
Equity	MSCI World ex CH ESG Leaders	CSIF World ex CH ESG - Pension Fund	CH0337393745	45.60%
Equity	MSCI Emerging Markets ESG Leaders	CSIF Emerging Markets ESG	LU1587907855	8.00%
Real Estate	SXI Real Estate	CSIF CH Real Estate	CH0036599816	5.00%
Real Estate	FTSE EPRA/NAREIT Dev. ex CH	CSIF Real Estate World ex CH - PF	CH0217837456	5.00%

Risk categories

Investments in securities are always associated with risks. In the long-term average over 15 years, the following fluctuation ranges are given in % per year. The risk categories are defined as follows:

Risk category	Fluctuation range in % p. a.			In 95% of cases the return on investment per year is...			
1	0.0%	to	2.5%	between:	-5.0%	and	+5.0%
2	2.5%	to	5.0%	between:	-10.0%	and	+10.0%
3	5.0%	to	7.5%	between:	-15.0%	and	+15.0%
4	7.5%	to	10.0%	between:	-20.0%	and	+20.0%
5	10.0%	to	12.5%	between:	-25.0%	and	+25.0%
6	12.5%	to	15.0%	between:	-30.0%	and	+30.0%
7	15.0%	or more		larger fluctuations also possible			

Conditions: Past performances do not guarantee future price developments. The factsheet contains general information and does not reflect the individual portfolio. The performance is calculated on the basis of month-end prices. Furthermore, the performance is based on a one-time investment at the beginning. Realized future returns can deviate significantly from estimated values. The investment plan covers prespecified markets. Those markets are replicated with securities (Exchange Traded Funds or index funds). The foundation invests the pension assets according to the beneficiary's instruction - the beneficiary bears the risks associated with the chosen investment plan. Pension assets are maintained by the Vested Benefits Foundation in an individual cash account and securities account. Securities can be held in fractions within the account. The liquidity lies in an individual third pillar cash account. Cash and security account are not separable. The indicated securities can be replaced in the context of the investment plan for objective reasons. The liquidity can be increased at any time due to regulatory reasons. Moreover, the liquidity will be increased if it is expected that the sum of all securities held according to the beneficiaries' investment plans could exceed the investment guidelines (BVV2) and the investment regulations of the foundation. In this case the share of securities associated with the corresponding investment plan will be reduced until the investment guidelines (BVV2) and the investment regulations of the foundation are met at any time. Trading takes place on a weekly basis. The interest is calculated following the actual/actual methodology and implemented on a monthly basis. The investment plan can be adjusted by the foundation board.